



**Juneau Housing First
6 Month Pre/Post Service Usage and
Indicators of Wellbeing Comparison
June 2018**

**Heidi Brocious, PhD, MSW, &
Morgan Erisman, MSW & MPH**



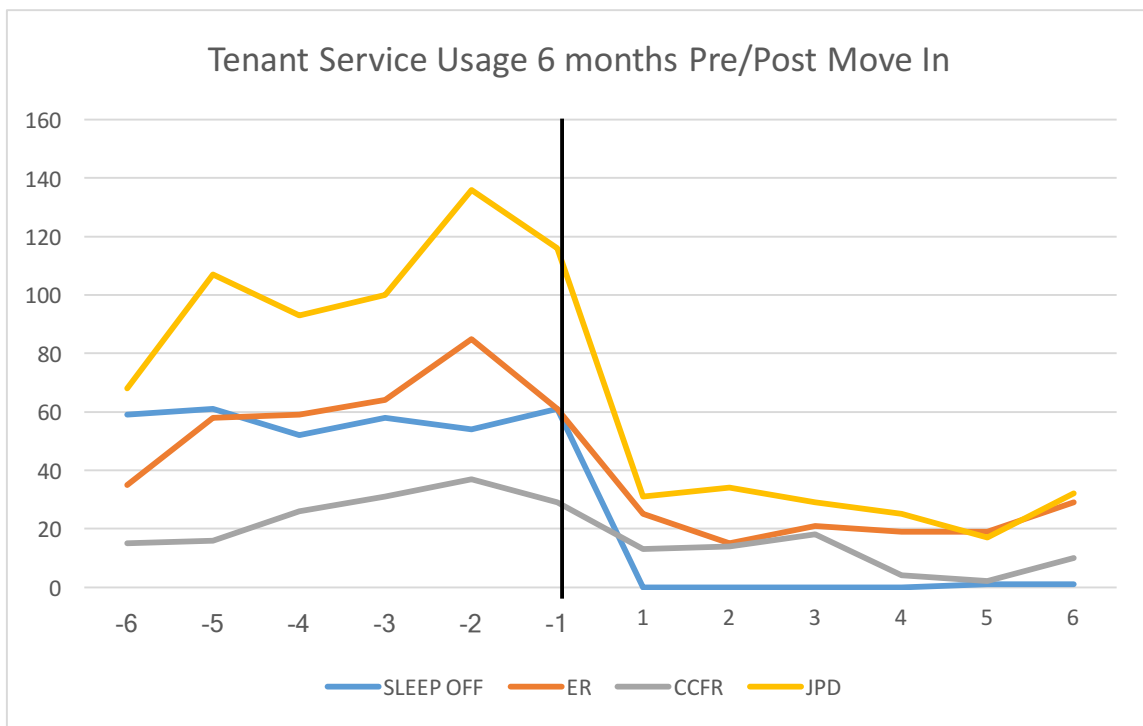
Service Utilization

Comparison of resident pre/post move-in usage of Bartlett ER, Rainforest Recovery Center Sleep Off, Contact with Juneau Police Department (JPD), and contact with Capital City Fire and Rescue (CCFR).

	6 months prior to move in	6 months post move in	Percent of decrease in usage between 2 six month periods
Bartlett ER Visits	360	126	65%
RRC sleep off visits	344	2	99.4%*
Contacts with JPD officers (any reason)	604	168	72%*
Transport by CCFR	137	63	54%

*indicates statistically significant difference

Usage Trends Visualized



Resident Demographics

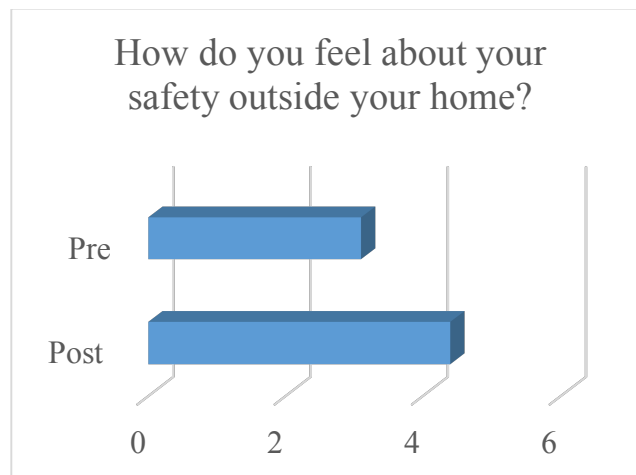
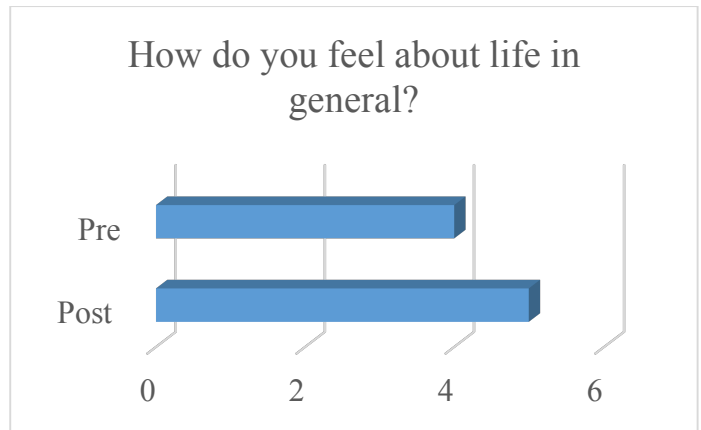
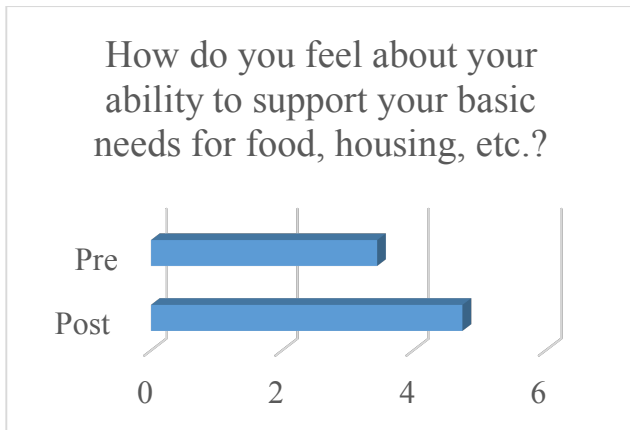
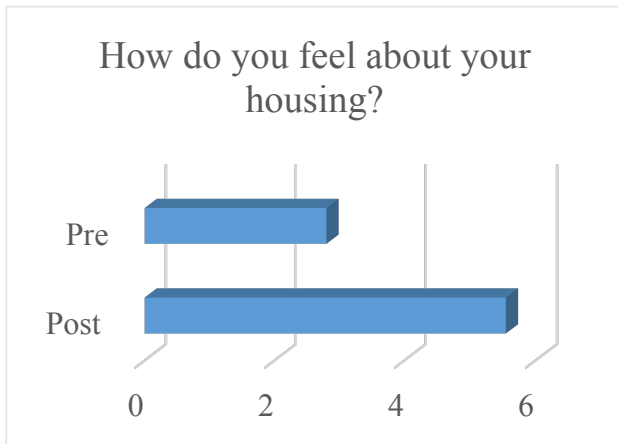
Average age of residents	50 years old (range of 31-62)
Gender	80% Male 20% Female
Race/Ethnicity	85% Alaska Native/American Indian 10% Caucasian 5% Mixed-race
Education	5% Graduate School 10% Undergraduate College 5% Vocational Education 75% High School Diploma or GED 5% Less than High School
Median number of Months Homeless	180 (approximately 15 years)

Residents' Experiences with Trauma

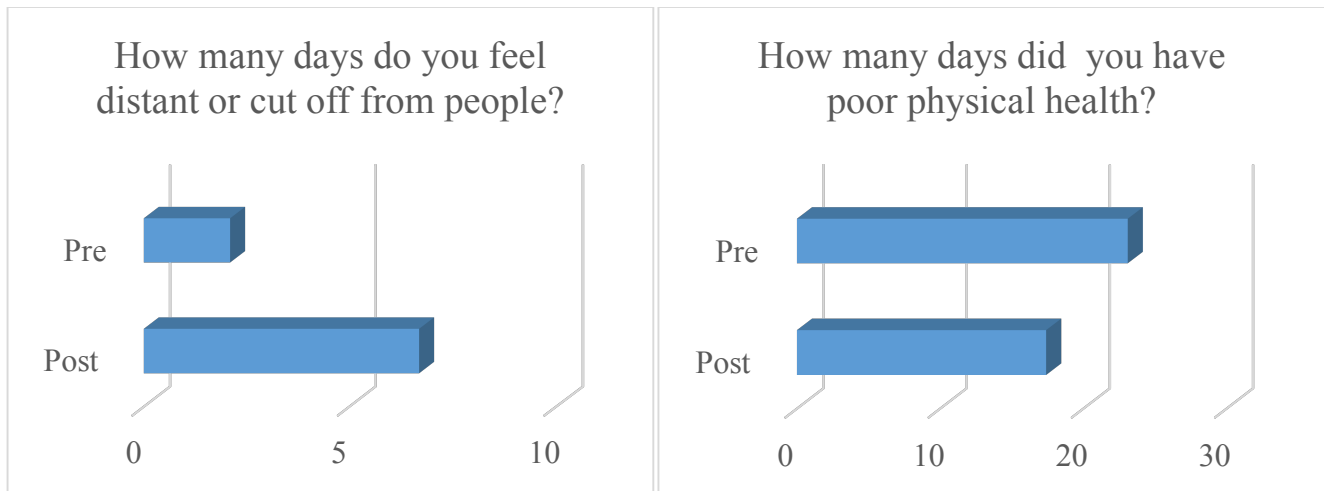
Lived with someone who abused substances	90%
Lived where there was not enough to eat, had to wear dirty clothes, or was not safe	80%
Lived with someone who was sent to prison	70%
Has been physically mistreated	60%
Lived with someone who was physically mistreated	50%
Lived with someone who attempted or committed suicide	45%
Personally in foster care, or a close relative in foster care	45%

Indicators of Well-being Average Group Scores (statistically significant findings at 6 months)

1=terrible, 2=unhappy, 3=dissatisfied, 4=mixed, 5=satisfied, 6=pleased, 7=delighted



Indicators of Well-being (Statistically Significant) Self-Reported Average Number of Days



Findings that were not statistically significant, but will be interesting to track and see with more time and more data:

	Average # of Days Pre	Average # of Days Post
Alcohol use	21.4	21.05
Drank more than four drinks	18.55	15.35
Used Tobacco	14.1	16.35
Felt barely able to control their anger	1.3	3.3
Felt Suicidal	1.5	3.6